

1 EXAMPLE POST LAYOUT
PLAN VIEW

AGS Stainless Clearview® Railing Systems are designed to meet the requirements of the latest edition of the IRC/IBC.

NOTES:

1. TOP RAIL NOT SHOWN FOR CLARITY.
2. ALL PARTS AND COMPONENTS MADE WITH 316 STAINLESS STEEL UNLESS NOTED OTHERWISE.

LEGEND

- DETAIL ID
- SHEET ID
- ELEVATION ID
- SHEET ID
- CORE DRILL POST
- CENTERLINE
- FF** FINISHED FLOOR
- TYP TYPICAL CONDITION APPLIES ELSEWHERE AT SIMILAR CONDITIONS

VERTICAL RAINIER SPECIFICATION DRAWING

** RESIDENTIAL **

36" CORE DRILL - FLAT TOP

DWG # CD36F

SCALE NONE

DATE 2026

SHEET

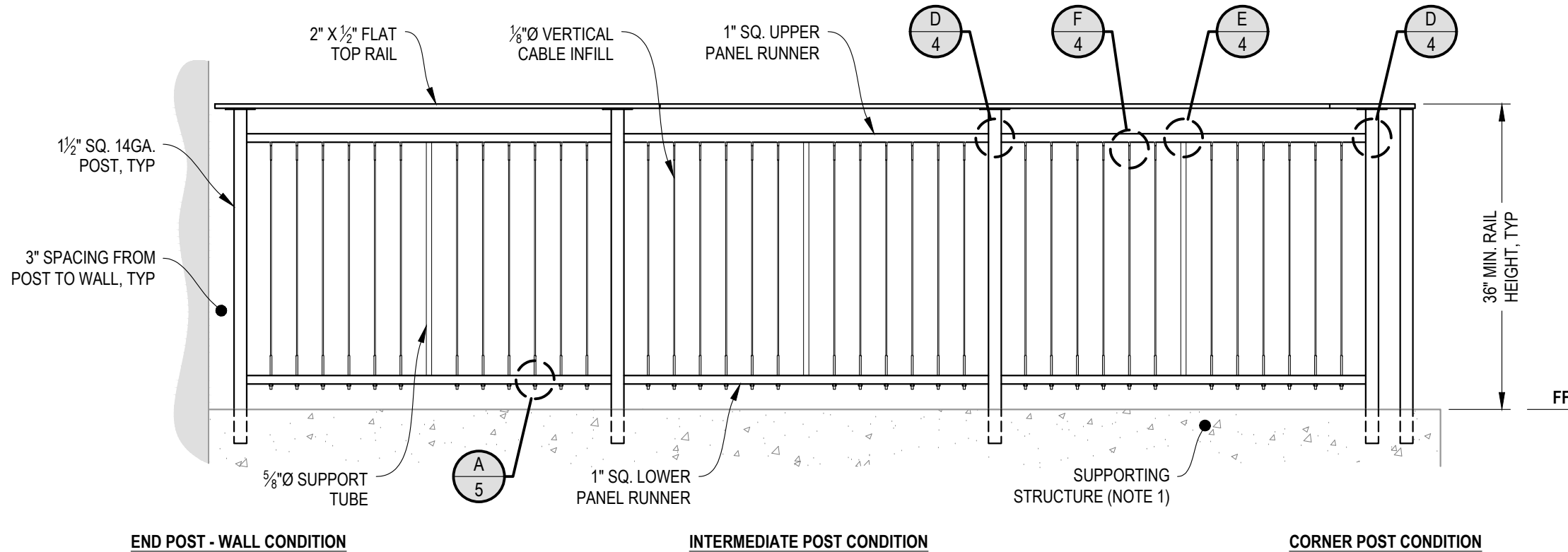
1 OF 7

7873 NE DAY ROAD
BAINBRIDGE ISLAND, WA 98110
PHONE - (888) 842-9492
WWW.AGSSTAINLESS.COM

AGS stainless
CLEARVIEW® Railing Systems

NOTES:

1. DECK STRUCTURE CAN VARY GREATLY. IT IS THE RESPONSIBILITY OF THE CUSTOMER TO VERIFY THAT THE SUPPORTING STRUCTURE IS ADEQUATE TO MEET THE LOAD REQUIREMENTS OF THE GOVERNING BUILDING CODE(S). AGS Stainless Inc. RECOMMENDS CONSULTING A DESIGN OR CONSTRUCTION PROFESSIONAL TO ADDRESS THESE ISSUES.



A TYPICAL RAILING CONDITION
ELEVATION

AGS Stainless Clearview® Railing Systems are designed to meet the requirements of the latest edition of the IRC/IBC.

7873 NE DAY ROAD
BAINBRIDGE ISLAND, WA 98110
PHONE - (888) 842-9492
WWW.AGSSTAINLESS.COM

AGS stainless
CLEARVIEW® Railing Systems

VERTICAL RAINER SPECIFICATION DRAWING
** RESIDENTIAL **

36" CORE DRILL - FLAT TOP

DWG #
CD36F

SCALE
NONE

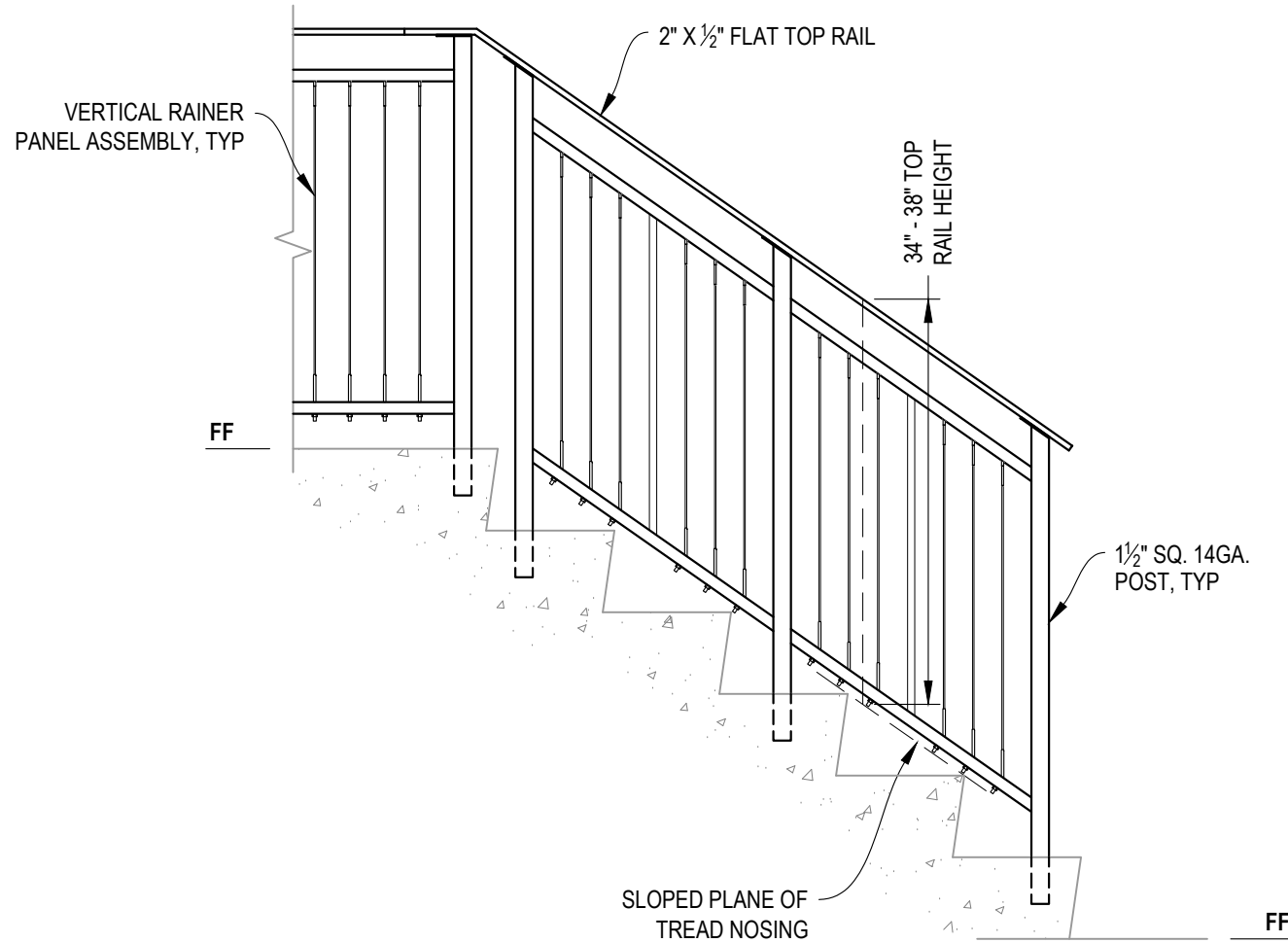
DATE
2026

SHEET

2 OF 7

NOTES:

1. STAIR CONSTRUCTION VARIES GREATLY. AS-BUILT CONDITIONS MAY ALTER RAILING DESIGN, INCLUDING POST LOCATION & MOUNTING, INFILL SPACING, AND TOP RAIL LAYOUT.



A STAIR ELEVATION

AGS Stainless Clearview® Railing Systems are designed to meet the requirements of the latest edition of the IRC/IBC.

VERTICAL RAINER SPECIFICATION DRAWING
** RESIDENTIAL **

36" CORE DRILL - FLAT TOP

DWG # CD36F

SCALE NONE

DATE 2026

SHEET

3 OF 7



7873 NEDAY ROAD
BAINBRIDGE ISLAND, WA 98110
PHONE - (888) 842-9492
WWW.AGSSTAINLESS.COM



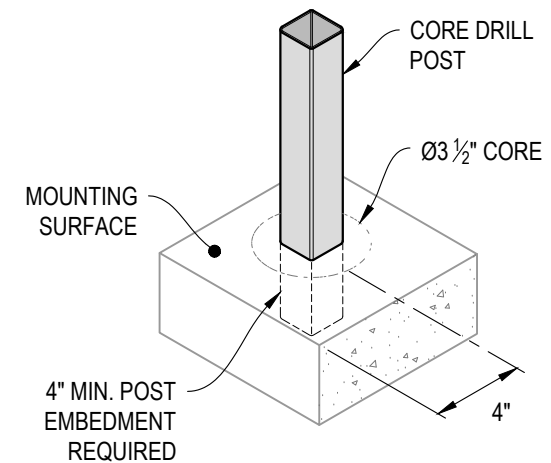
NOTE: 90° SHOWN, OTHER ANGLES SIMILAR

A TYPICAL 90° TOP MOUNT OUTSIDE CORNER
DETAIL

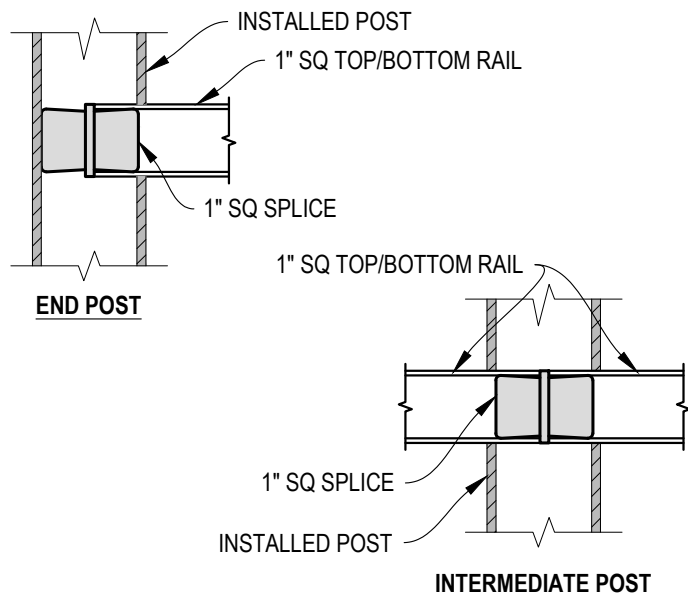


NOTE: 90° SHOWN, OTHER ANGLES SIMILAR

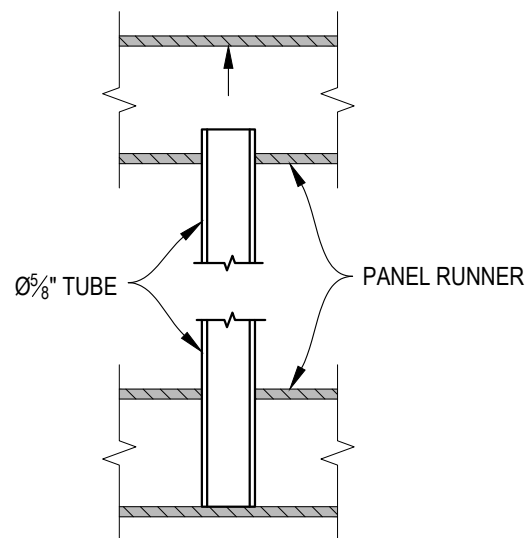
B TYPICAL 90° TOP MOUNT INSIDE CORNER
DETAIL



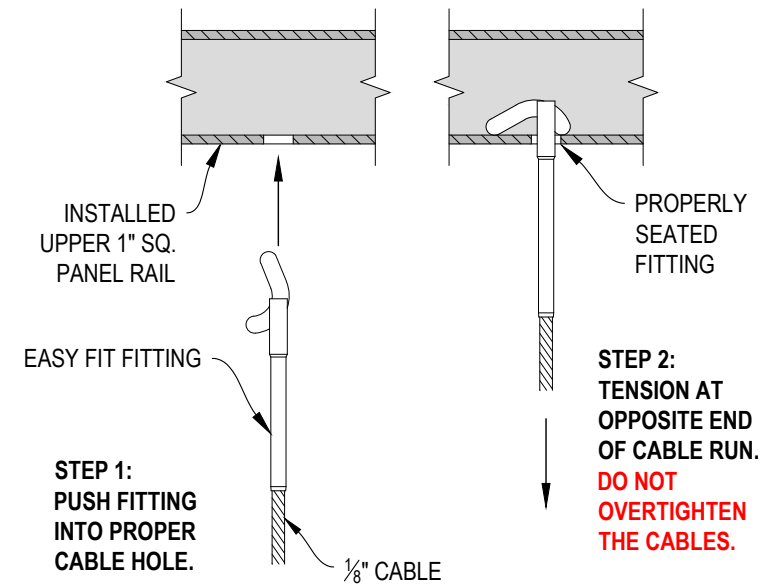
C TYPICAL POST MOUNTING - CORE DRILL
DETAIL



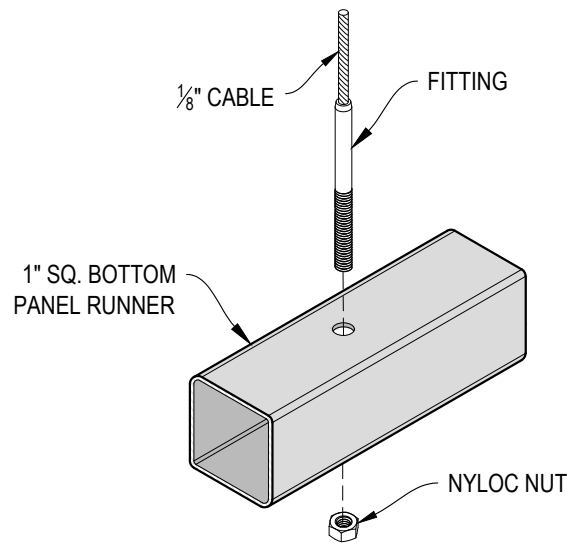
D FITTING INSTALLATION - VERTICAL PANEL RAIL SPLICE
DETAIL



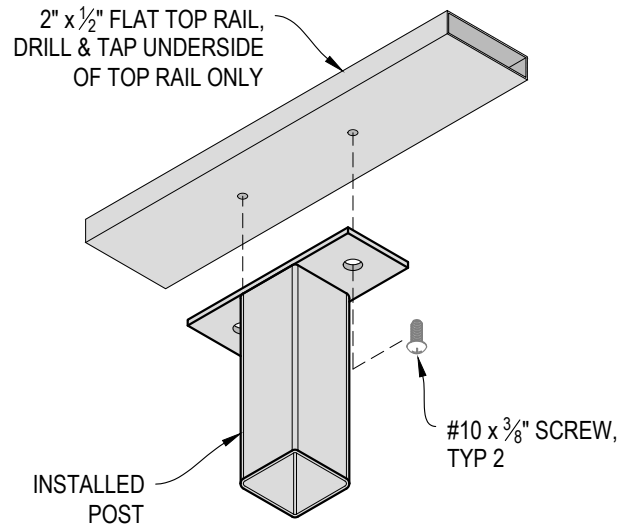
E PANEL SUPPORT TUBE INSTALLATION
DETAIL



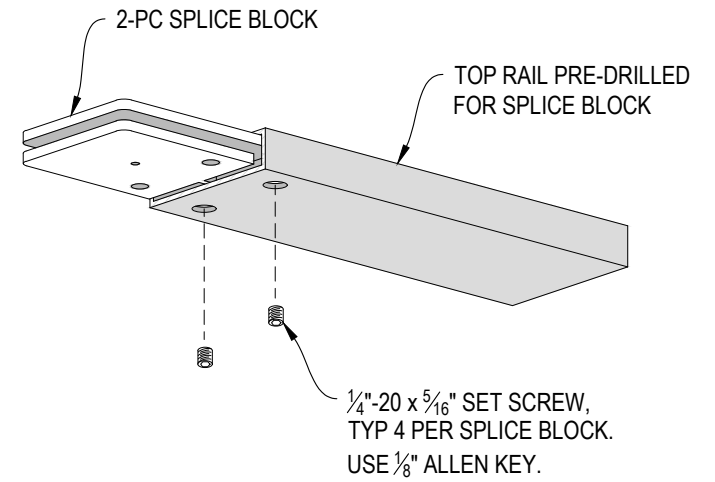
F FITTING INSTALLATION - EASY FIT
DETAIL



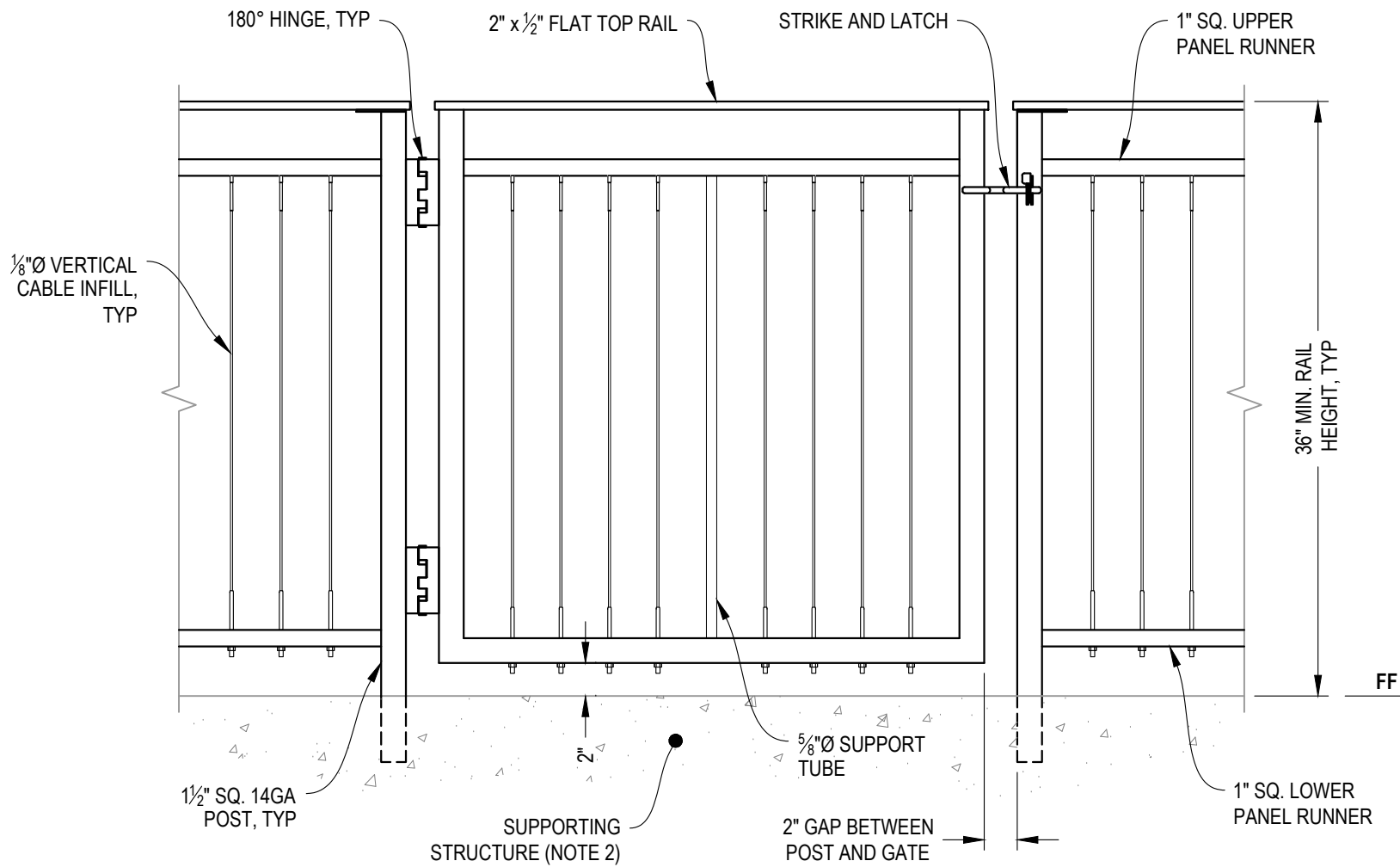
A FITTING INSTALLATION - STANDARD
DETAIL



B TOP RAIL INSTALLATION - FLAT
DETAIL



C SPLICE BLOCK ASSEMBLY - FLAT
DETAIL



NOTES:

1. ALL PARTS AND COMPONENTS MADE WITH 316 STAINLESS STEEL UNLESS NOTED OTHERWISE.
2. DECK STRUCTURE CAN VARY GREATLY. IT IS THE RESPONSIBILITY OF THE CUSTOMER TO VERIFY THAT THE SUPPORTING STRUCTURE IS ADEQUATE TO MEET THE LOAD REQUIREMENTS OF THE GOVERNING BUILDING CODE(S). AGS Stainless Inc. RECOMMENDS CONSULTING A DESIGN OR CONSTRUCTION PROFESSIONAL TO ADDRESS THESE ISSUES.

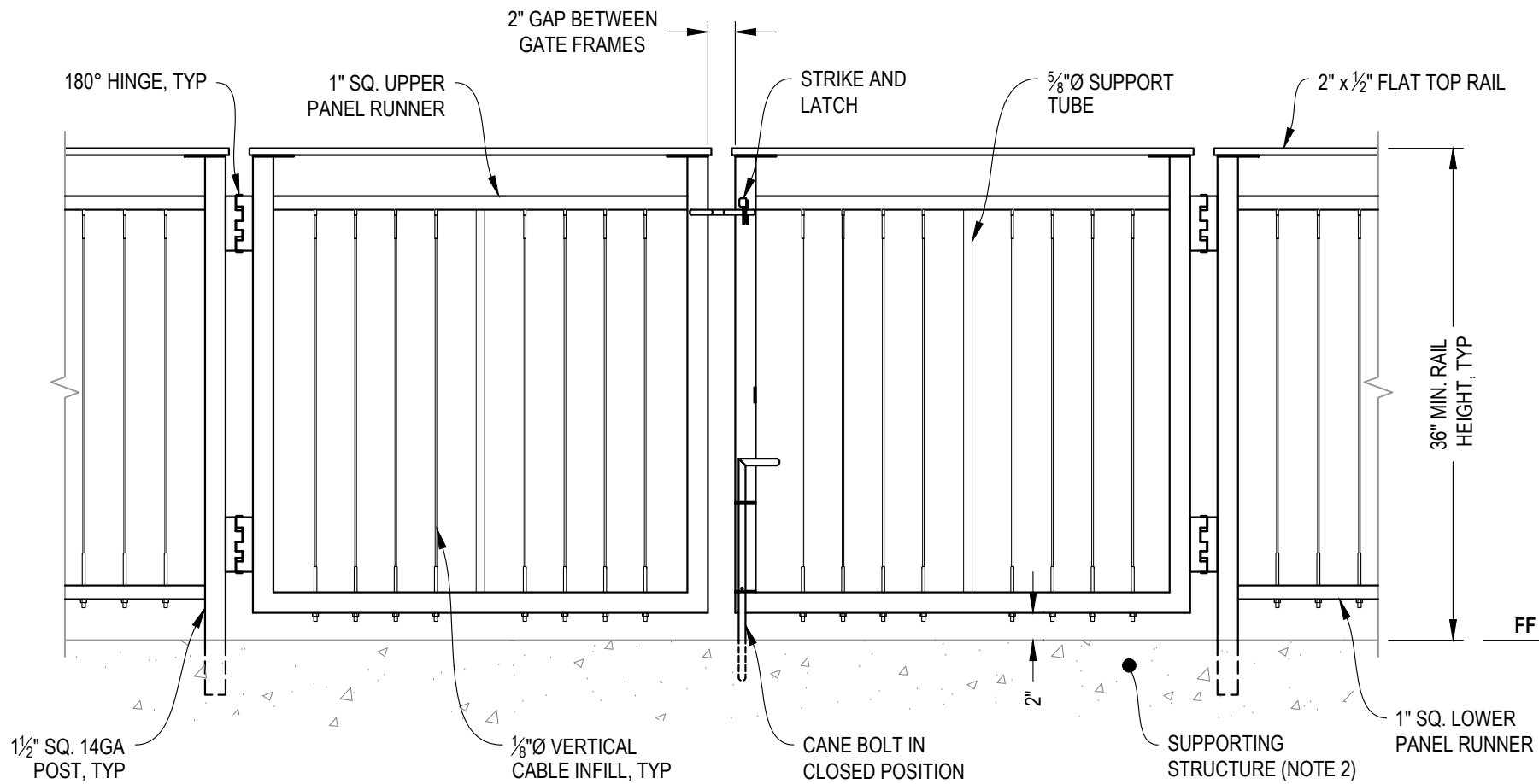
VERTICAL RAINIER SPECIFICATION DRAWING

** RESIDENTIAL **

36" CORE DRILL GATE - FLAT TOP

DWG #	CD36F
SCALE	NONE
DATE	2026
SHEET	

A GATE ELEVATION



NOTES:

1. ALL PARTS AND COMPONENTS MADE WITH 316 STAINLESS STEEL UNLESS NOTED OTHERWISE.
2. DECK STRUCTURE CAN VARY GREATLY. IT IS THE RESPONSIBILITY OF THE CUSTOMER TO VERIFY THAT THE SUPPORTING STRUCTURE IS ADEQUATE TO MEET THE LOAD REQUIREMENTS OF THE GOVERNING BUILDING CODE(S). AGS Stainless Inc. RECOMMENDS CONSULTING A DESIGN OR CONSTRUCTION PROFESSIONAL TO ADDRESS THESE ISSUES.

A **DOUBLE GATE**
ELEVATION

AGS Stainless Clearview® Railing Systems are designed to meet the requirements of the latest edition of the IRC/IBC.

VERTICAL RAINIER SPECIFICATION DRAWING
** RESIDENTIAL **

36" CORE DRILL DOUBLE GATE - FLAT TOP

DWG #
CD36F

SCALE
NONE

DATE
2026

SHEET

7
OF 7

7873 NE DAY ROAD
BAINBRIDGE ISLAND, WA 98110
PHONE - (888) 842-9492
WWW.AGSSTAINLESS.COM

AGS stainless
CLEARVIEW® Railing Systems