

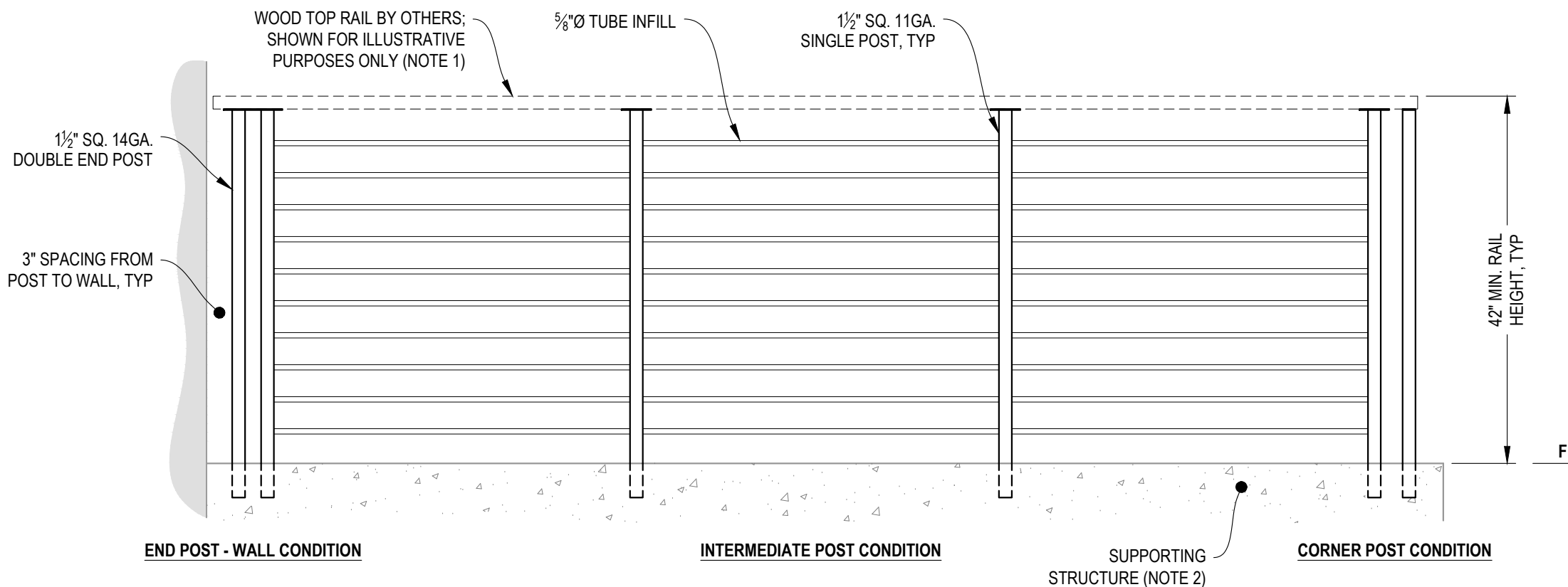
**1** EXAMPLE POST LAYOUT  
PLAN VIEW

**NOTES:**

1. TOP RAIL NOT SHOWN FOR CLARITY.
2. ALL PARTS AND COMPONENTS MADE WITH 316 STAINLESS STEEL UNLESS NOTED OTHERWISE.

**LEGEND**

- DETAIL ID
- SHEET ID
- ELEVATION ID
- SHEET ID
- CORE DRILL POST
- CORE DRILL DOUBLE POST
- CENTERLINE
- FF** FINISHED FLOOR
- TYP TYPICAL CONDITION APPLIES ELSEWHERE AT SIMILAR CONDITIONS



**A** **TYPICAL RAILING CONDITION**  
ELEVATION

**NOTES:**

1. TOP RAIL SHOULD BE SELECTED SO THAT ALL GOVERNING CODE REQUIREMENTS ARE SATISFIED. THESE INCLUDE SHAPE, STRENGTH AND RAILING HEIGHT.
2. DECK STRUCTURE CAN VARY GREATLY. IT IS THE RESPONSIBILITY OF THE CUSTOMER TO VERIFY THAT THE SUPPORTING STRUCTURE IS ADEQUATE TO MEET THE LOAD REQUIREMENTS OF THE GOVERNING BUILDING CODE(S). AGS Stainless Inc. RECOMMENDS CONSULTING A DESIGN OR CONSTRUCTION PROFESSIONAL TO ADDRESS THESE ISSUES.

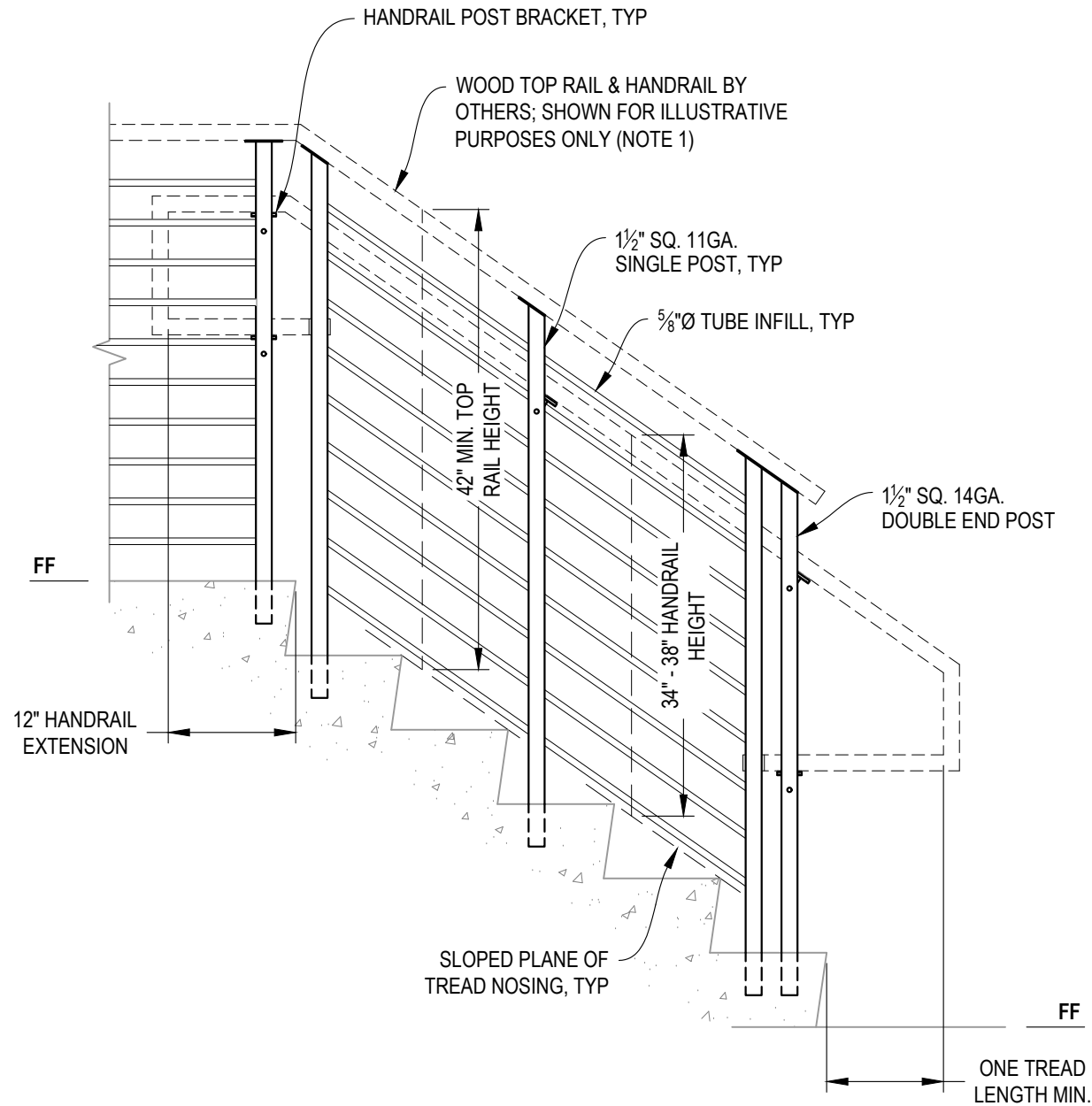
7873 NE DAY ROAD  
BAINBRIDGE ISLAND, WA 98110  
PHONE - (888) 842-9492  
WWW.AGSSTAINLESS.COM



OLYMPUS SPECIFICATION DRAWING  
\*\* COMMERCIAL \*\*

42" CORE DRILL - WOOD TOP

DWG #  
CD42WC  
SCALE  
NONE  
DATE  
2026  
SHEET



**A** STAIR  
ELEVATION

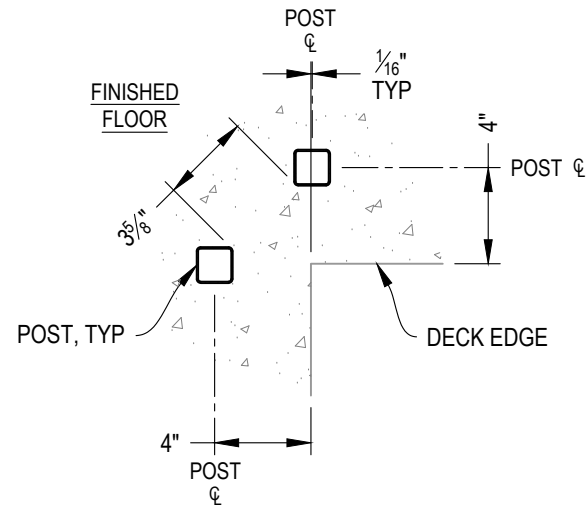
**NOTES:**

1. TOP RAIL SHOULD BE SELECTED SO THAT ALL GOVERNING CODE REQUIREMENTS ARE SATISFIED. THESE INCLUDE SHAPE, STRENGTH, AND RAILING HEIGHT.
2. STAIR CONSTRUCTION VARIES GREATLY. AS-BUILT CONDITIONS MAY ALTER RAILING DESIGN, INCLUDING POST LOCATION & MOUNTING, INFILL SPACING, AND TOP RAIL LAYOUT.



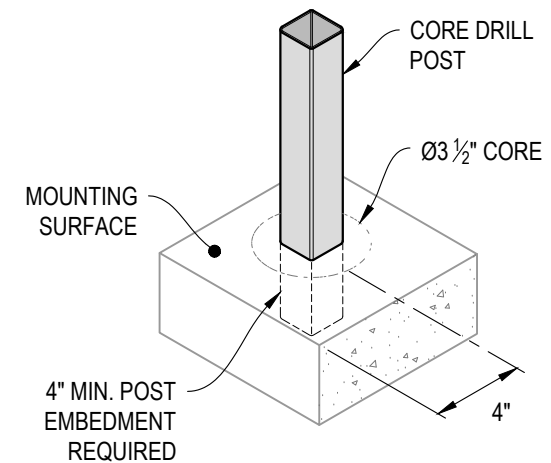
NOTE: 90° SHOWN, OTHER ANGLES SIMILAR

**A** TYPICAL 90° TOP MOUNT OUTSIDE CORNER  
DETAIL

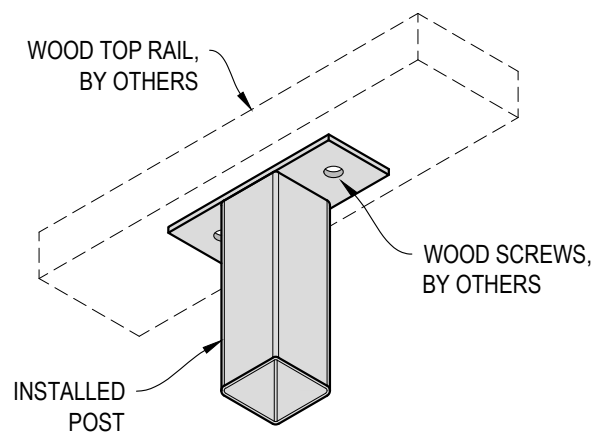


NOTE: 90° SHOWN, OTHER ANGLES SIMILAR

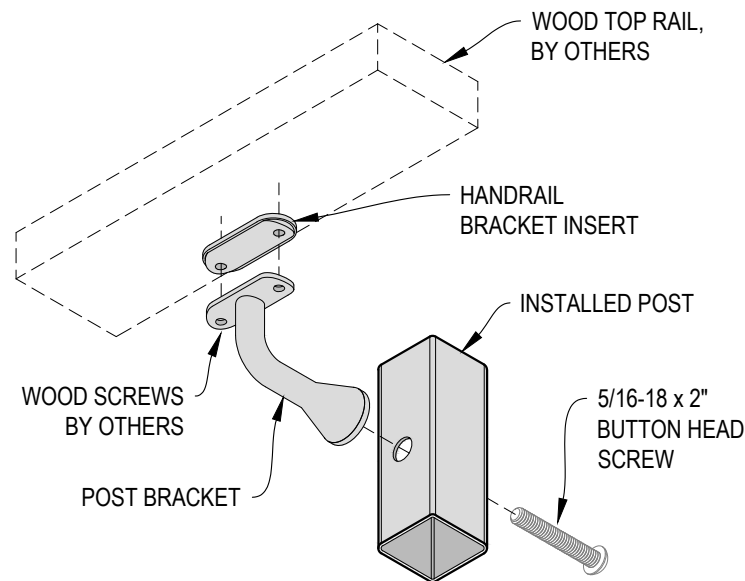
**B** TYPICAL 90° TOP MOUNT INSIDE CORNER  
DETAIL



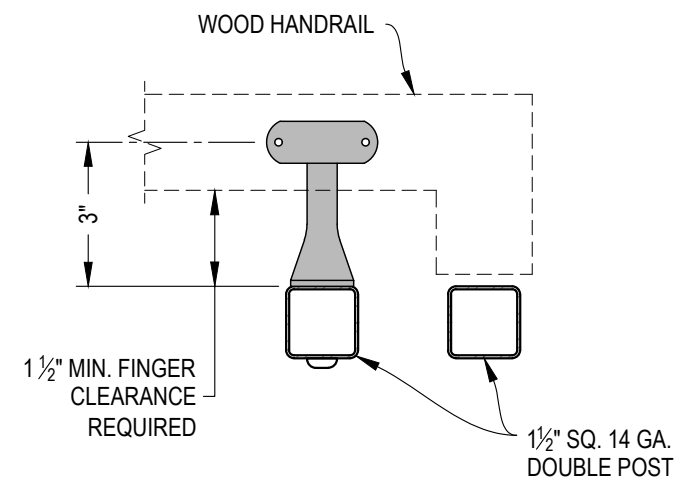
**C** TYPICAL POST MOUNTING - CORE DRILL  
DETAIL



**D** TOP RAIL INSTALLATION - WOOD  
DETAIL

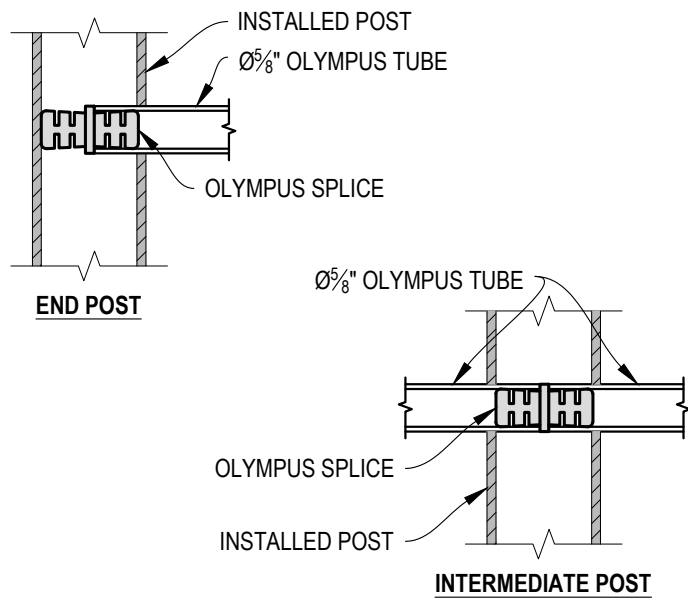


**E** HANDRAIL POST BRACKET INSTALLATION - WOOD  
DETAIL

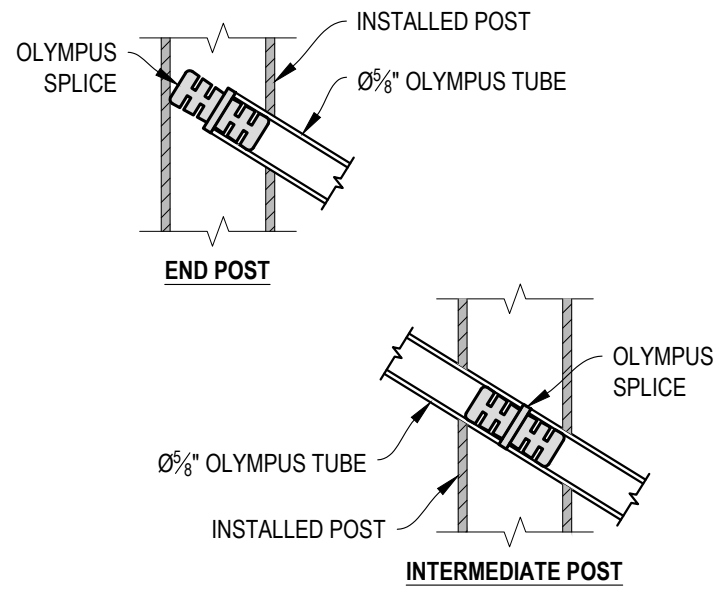


NOTE: VIEW MAY BE MIRRORED

**F** TYPICAL HANDRAIL RETURN - WOOD  
DETAIL



**A** FITTING INSTALLATION - OLYMPUS SPLICE  
 DETAIL



**B** FITTING INSTALLATION - OLYMPUS SPLICE  
 DETAIL